



## ⋮ D Series

### GAUGE KIT INSTALLATION



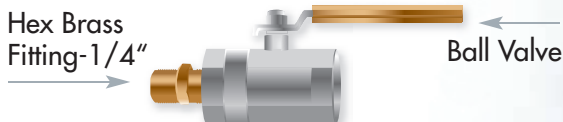
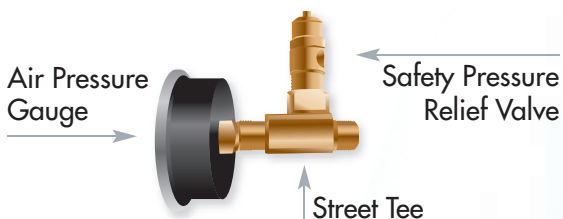
### Accessories for D-1 | D-2 | D-3

#### WARNING

Risk of injury. Release all air pressure from system before servicing.

#### ⋮ HOW TO INSTALL ACCESSORIES ON A D SERIES

##### Side view



## REPLACEMENT KIT INCLUDES

Pressure Gauges (2)

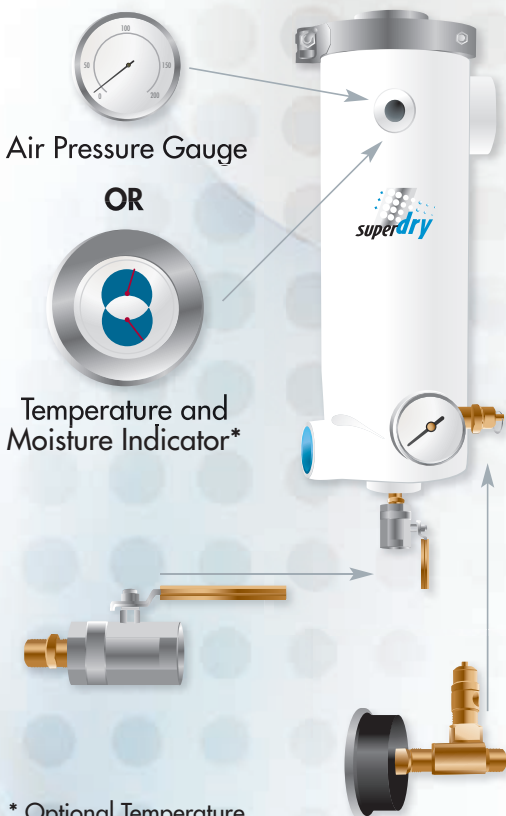
Street T (1)

Safety Valve  $\frac{1}{4}$ " @ 150 psi (1)

Hex Nipple  $\frac{1}{4}$ " (1)

Ball Valve  $\frac{1}{4}$ " (1)

## INSTALLATION



2104 Francis-Hughes, Laval (Qc) Canada H7S 1N7  
Tel.: 1-888-828-1122 | Fax: 1-888-828-1133  
info@super-dry.com  
[www.super-dry.com](http://www.super-dry.com)